

Online Banking: First Time Login with the VR-SecureGo-App

1. Install the VR-SecureGo-App and register

Please install the VR-SecureGo-App first:

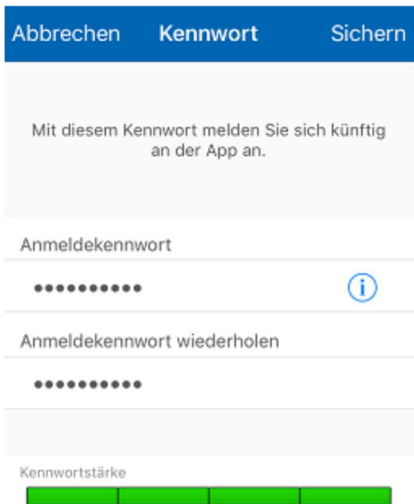
QR-Code to download for iOS



QR-Code to download for Android



Now start the installed VR-SecureGo-App. You will be prompted to enter the bank code (Bankleitzahl): 743 923 00 and your "VR-NetKey" number.



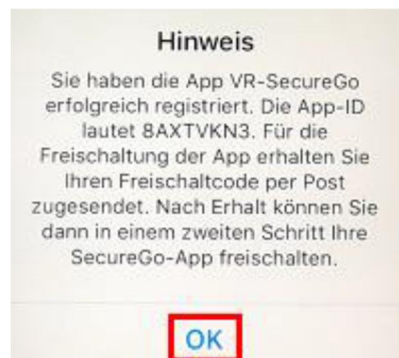

For security reasons, the VR-SecureGo-App must be equipped with a password (Anmeldekennwort).

- At least 1 uppercase letter
- At least 1 lowercase letter
- At least 1 digit
- A minimum password length of 8 characters (up to 20 characters)

In addition to the minimum requirements, the special characters available on your smartphone / tablet increases the password strength.



After the login password has been defined, the next screen appears. Tap on "App registrieren" to submit die registration for the SecureGo procedure. Your personal release code will be sent by post.




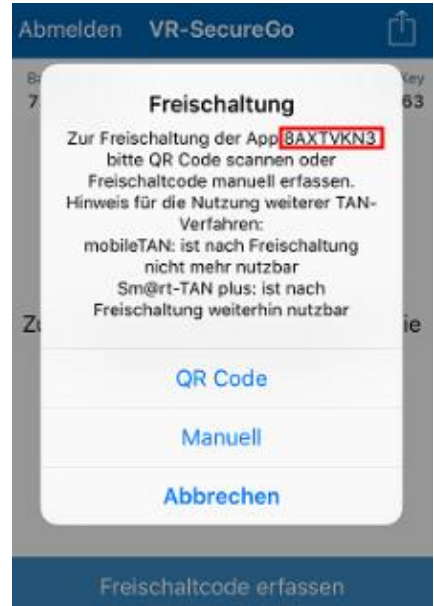
Online Banking: First Time Login with the VR-SecureGo-App

2. Activate the VR-SecureGo-App

After you received the release code by post, you have to start the VR-SecureGo-App und enter the login password (Anmeldekennwort). The displayed App-ID has to match with the specification in the unlock code. You may scan the QR Code or enter the code manually.

Ihr Freischaltcode für SecureGo:

VR-NetKey	234706363	
Inhaber:	Max Mustermann	
Folgenummer:	89	
Kundennummer:	0123456789	
Freischaltcode für die App.-ID.:	opG2twQZ	
App.-ID.:	8AXTVKN3	



From now on, the VR-SecureGo-App on your mobile device is activated and can be used.

3. Login and PIN change on the website of VR-Bank Isar-Vils eG

Please choose the button "Online Banking Login" on our website <https://www.vrbank-isar-vils.de> at the top on the right. Next, you have to click on "eBanking Privat", enter your VR-NetKey and your PIN and submit the form with "Anmelden".

Anmeldung

VR-NetKey oder Alias:

PIN:

Now you are asked to change the PIN to a personal PIN:

PIN ändern

Daten erfassen Prüfen Bestätigung

1 2 3

Aktuelle PIN*

Gewünschte neue PIN*

Wiederholung neue PIN*

TAN-Verfahren SecureGo-TAN

Die mit * gekennzeichneten Felder sind Pflichtfelder.

First enter the PIN which you have received by post.

Then you assign a new PIN and confirm this in the „Wiederholung neue PIN“ field. Please Click on the „Weiter“ button.

To successfully change the PIN, a Transaction Number (TAN) is set in der VR-SecureGo-App. Type this TAN back into the appropriate field and confirm with a click on "OK".

Please do not hesitate to contact our it-support team, for questions on Online Banking.

Phone 08741/302-1555 – Fax 08741/302-1599 – Email: support@vrbank-isar-vils.de
Times: Mo-Fr: 08:00 to 12:00 and 13:00 to 16:30